



District Report Card: 2017


State: Jammu And Kashmir	District: Jammu
Class: 3	Subject: Language
Schools: 61	Students: 470


Participation/Coverage


Students

<div>GENDER</div> <div></div>	Boys		Girls	
	Number	%	Number	%
	230	48.94	240	51.06

<div>AREA</div> <div></div>	Rural		Urban	
	Number	%	Number	%
	282	60.00	188	40.00

<div>CATEGORY</div> <div></div>	SC		ST		OBC		GEN	
	Number	%	Number	%	Number	%	Number	%
	166	35.32	124	26.38	33	7.02	147	31.28

<div>CWSN</div> <div></div>	LD	VI	HI	S&LD	ID	Oth
	0	1	1	2	1	13

<div>Management</div> <div></div>	Government		Government-aided	
	Number	%	Number	%
	470	100.00	0	0.00

Average Performance of Students in Language (%)

Overall	Gender		Area		Management		Social Group			
	Male	Female	Rural	Urban	Govt.	Aided	SC	ST	OBC	GEN
62.74	62.52	62.94	59.22	68.01	62.74	0.00	60.36	59.30	70.71	66.53

Performance on Learning Outcomes (LOs)

Learning Outcomes	Description	Average Performance(%)
L304	Reads small texts with comprehension i.e., identifies main ideas, details, sequence and draws conclusions	64.21
L312	Reads printed scripts on the classroom walls: poems, posters, charts etc.	59.79

Range of Performance of Students who Answered Correctly							
Below 30%		30% - 50%		50% - 75%		Above 75%	
Number	%	Number	%	Number	%	Number	%
63	13.40	85	18.09	153	32.55	169	35.96

Lowest Performing Learning Outcomes (LOs)

1 - Reads printed scripts on the classroom walls: poems, posters, charts etc. (59.79)

2 - Reads small texts with comprehension i.e., identifies main ideas, details, sequence and draws conclusions (64.21)